

## The SAT

# Registration Quick Guide

### Online Registration Requirements

**When you register for the SAT® you'll need to supply:**


- ❶ Your full legal name as it appears on your photo ID, your date of birth, gender, mailing address, and current grade level.
- ❷ An acceptable photo of yourself that closely resembles the photo on your ID and that will match how you look on test day. See details below.
- ❸ Your high school.
- ❹ The test date and the test center you're choosing.
- ❺ Acceptance of our Terms and Conditions for taking the SAT.
- ❻ Payment or a fee waiver.

Contact Customer Service or visit [collegeboard.org/contact-us](http://collegeboard.org/contact-us) if you don't have access to online registration.

### Photo Requirements

**You must submit a photo when you register. Make sure your photo meets these requirements:**

- You're easy to recognize.
- You're the only one in the picture.
- It shows a head-and-shoulders view, with your entire face, both eyes, and hair clearly visible; head coverings worn for religious purposes are allowed.
- You're in focus, and there are no dark spots or shadows.
- The photo is not altered using visual effects, such as social media filters, lenses, or icons.



Visit [sat.org/photo](http://sat.org/photo) for more information.

### Registration Deadlines

Whether you plan to test in the United States or another country, you'll find the dates and deadlines you need to know at [sat.org/register](http://sat.org/register).

TURN OVER ►

145298-93887 • DY421E200 • Printed in U.S.A.



823442

More information can be found at [sat.org/test-day-checklist](http://sat.org/test-day-checklist).

## The SAT

# Test Day Checklist

## Before Test Day

☐ **Print your admission ticket**

You must show your printed ticket to be admitted to the test center. Sign in to your online College Board account at [collegeboard.org/mysat](https://collegeboard.org/mysat) to confirm your seat and print your admission ticket. If you made any changes to your registration, be sure to print and bring the updated ticket.

☐ **Check your photo ID**

You need to bring a photo ID that's valid (unexpired), original, government or school issued, and that bears your full legal name. The name on your ID must exactly match the name on your admission ticket. If you travel to another country to test, you must provide a passport as identification. Additional ID requirements may apply—visit [sat.org/id](https://sat.org/id).

☐ **Check the latest Terms and Conditions online**

You'll be agreeing to the Terms and Conditions as they exist on test day. Go to [sat.org/test-security](https://sat.org/test-security) prior to test day to review any updates.

☐ **Check the SAT Test Center Closings page**

Always check [sat.org/test-center-closings](https://sat.org/test-center-closings) to make sure your test center is open. Check on Friday night and again on Saturday morning.

## On Test Day

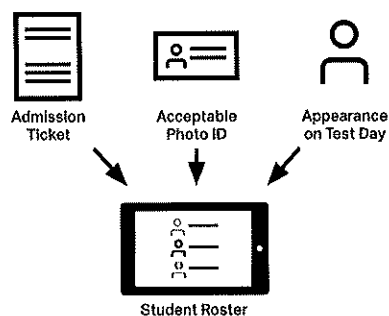
☐ **Bring these things**

- Printed admission ticket
- Acceptable photo ID
- Two No. 2 pencils that have erasers
- An acceptable calculator
- Mask or face covering

☐ **Don't bring these things**

- Mobile phones, smartwatches, or wearable technology such as fitness trackers—these will be collected and held during testing.
- Other prohibited items—see the full list at [sat.org/test-day-checklist](https://sat.org/test-day-checklist).

Test coordinators will match their roster with your ticket, ID, and appearance.




More information can be found at [sat.org/test-day-checklist](https://sat.org/test-day-checklist).

The SAT<sup>®</sup>

---

# Student Guide to Practice and Scores





**“With Khan Academy, every time I got a question wrong, I was able to go back and do it again and get better and better.”**

**Valencia**—her SAT score was *470 points higher* than her PSAT/NMSQT score.

## Practice Resources

### SAT Practice—4 Ways, All Free

The best way to prepare for the SAT® is to work hard in school. That's because the skills and knowledge the SAT measures are the same ones you're learning in class. But practice can also make a difference.



#### PRACTICE WITH KHAN ACADEMY

Go to Official SAT Practice on Khan Academy® for free practice materials and a practice plan. You'll find full practice tests and questions, video lessons, and study and test-taking tips—and you can get personalized recommendations for practice based on your results on the SAT, PSAT/NMSQT®, PSAT™ 10, or PSAT™ 8/9. Sign up at the link below. When prompted, agree to link your Khan Academy and College Board accounts.

[satpractice.org](http://satpractice.org)



#### TRY PRACTICE QUESTIONS ONLINE

Dip into sample questions online to see what Math, Reading, or Writing and Language questions are like. You can check your answers instantly and see answer explanations.

[sat.org/sample-questions](http://sat.org/sample-questions)



#### TAKE A PRACTICE TEST ON PAPER

Make a trial run of test day by taking a full-length paper practice test. You'll need a No. 2 pencil, an acceptable calculator, and a clock. Use the full practice test and answer sheet in *The Official SAT Practice Test* booklet, which you can get from your counselor, or print the answer sheet and a practice test from the link below. Score your test afterward by using the printable scoring guide.

[sat.org/practicetests](http://sat.org/practicetests)



#### START A STUDY GROUP

Studying with others helps you set goals, create a plan, and stick to it. Go to our website to get the why, how, where, who, and when on setting up your own SAT study group.

[sat.org/studygroup](http://sat.org/studygroup)

Learn more about practice at  
[sat.org/practice](http://sat.org/practice).

# Getting and Sending Scores

## What You Need to Know

### WHEN WILL I GET MY SCORES?

Your SAT scores will be available to you online about 2–3 weeks after test day. Note: If you took a state-provided SAT with Essay, your Essay score may be added a few days after the other scores. We won't send your score report to your colleges until all your scores are online.

Go to [sat.org/scores](http://sat.org/scores) to see updated SAT score-release dates.

### HOW DO I GET MY SCORES?

**Online:** All students will get their scores online at [studentscores.collegeboard.org](http://studentscores.collegeboard.org) through their College Board account. You'll get an email telling you how to sign in to your online score report when scores are ready.

**Phone:** You can get SAT scores by phone starting on the day they're released online, but there's an extra fee.

### WHAT DO MY SCORES MEAN?

Your score report gives you information about your strengths and areas for improvement. Some quick facts:

- Your total score on the SAT is the sum of your Evidence-Based Reading and Writing section score and your Math section score. The total score is reported on a 400–1600 scale.
- You'll also see other scores, subscores, and color-coded graphics to help you better understand your performance across the sections of the test.

Go to [sat.org/scores](http://sat.org/scores) to learn more about what your scores mean. For an overview and to learn how to verify your scores, download **Understanding Your SAT Score Report** at [sat.org/resources](http://sat.org/resources).

### HOW DO I SEND MY SCORES TO COLLEGES?

You decide which colleges, universities, or scholarship programs College Board should send your scores to.

You can:

- Send scores with your registration. Your test registration fee covers 4 score reports. We'll send just the scores from the registered test date (or you can change this default online).
- Send score reports at any time. There's a fee for sending additional score reports (fee waiver users can send unlimited additional reports for free). Send scores by using your online account or through **MyCoalition**.

### WHEN WILL COLLEGES GET MY SCORES?

Score recipients listed on your registration receive your scores online within 10 days after you receive all your scores. Additional reports take 1–3 weeks to process after we receive the request. Rush reporting is available for an extra fee. Keep in mind that institutions vary in terms of how and when they receive scores and how long they take to process them.

If you've tested more than one time, you can also consider **Score Choice™**. Score Choice is a score reporting feature that lets you choose which scores—by test date—you send to colleges, in accordance with an institution's stated score-use practice. It's optional—if you decide not to use Score Choice, your six most recent SAT scores will be sent to your recipients. You should feel comfortable sending all your scores, because most colleges consider a student's best score. Scores from up to six past administrations of the SAT Subject Tests™ are also included.

## SAT Customer Service

**If you have questions, call or email us:**

Toll Free: 866-756-7346

International: +1-212-713-7789

Email: [sat@info.collegeboard.org](mailto:sat@info.collegeboard.org)

Learn more about getting and sending scores at [sat.org/scores](http://sat.org/scores).

# Getting and Sending Scores

## What You Need to Know

### WHEN WILL I GET MY SCORES?

Your SAT scores will be available to you online about 2–3 weeks after test day. Note: If you took a state-provided SAT with Essay, your Essay score may be added a few days after the other scores. We won't send your score report to your colleges until all your scores are online.

Go to [sat.org/scores](http://sat.org/scores) to see updated SAT score-release dates.

### HOW DO I GET MY SCORES?

**Online:** All students will get their scores online at [studentscores.collegeboard.org](http://studentscores.collegeboard.org) through their College Board account. You'll get an email telling you how to sign in to your online score report when scores are ready.

**Phone:** You can get SAT scores by phone starting on the day they're released online, but there's an extra fee.

### WHAT DO MY SCORES MEAN?

Your score report gives you information about your strengths and areas for improvement. Some quick facts:

- Your total score on the SAT is the sum of your Evidence-Based Reading and Writing section score and your Math section score. The total score is reported on a 400–1600 scale.
- You'll also see other scores, subscores, and color-coded graphics to help you better understand your performance across the sections of the test.

Go to [sat.org/scores](http://sat.org/scores) to learn more about what your scores mean. For an overview and to learn how to verify your scores, download **Understanding Your SAT Score Report** at [sat.org/resources](http://sat.org/resources).

### HOW DO I SEND MY SCORES TO COLLEGES?

You decide which colleges, universities, or scholarship programs College Board should send your scores to.

You can:

- Send scores with your registration. Your test registration fee covers 4 score reports. We'll send just the scores from the registered test date (or you can change this default online).
- Send score reports at any time. There's a fee for sending additional score reports (fee waiver users can send unlimited additional reports for free). Send scores by using your online account or through MyCoalition.

### WHEN WILL COLLEGES GET MY SCORES?

Score recipients listed on your registration receive your scores online within 10 days after you receive all your scores. Additional reports take 1–3 weeks to process after we receive the request. Rush reporting is available for an extra fee. Keep in mind that institutions vary in terms of how and when they receive scores and how long they take to process them.

If you've tested more than one time, you can also consider Score Choice™. Score Choice is a score reporting feature that lets you choose which scores—by test date—you send to colleges, in accordance with an institution's stated score-use practice. It's optional—if you decide not to use Score Choice, your six most recent SAT scores will be sent to your recipients. You should feel comfortable sending all your scores, because most colleges consider a student's best score. Scores from up to six past administrations of the SAT Subject Tests™ are also included.

## SAT Customer Service

**If you have questions, call or email us:**

Toll Free: 866-756-7346

International: +1-212-713-7789

Email: [sat@info.collegeboard.org](mailto:sat@info.collegeboard.org)

Learn more about getting and sending scores at [sat.org/scores](http://sat.org/scores).



---

# The SAT

## 2021 TEST DATES

**AUG  
28**

**OCT  
2**

**NOV  
6**

**DEC  
4**

## 2022 TEST DATES

**MAR  
12**

**MAY  
7**

**JUN  
4**

Test dates may change. Check [sat.org](https://sat.org) for updates.

## REGULAR REGISTRATION DEADLINE

JUL 30

SEP 3

OCT 8

NOV 4

FEB 11

APR 8

MAY 5

## DOMESTIC LATE REGISTRATION DEADLINE

AUG 17

SEP 21

OCT 26

NOV 23

MAR 1

APR 26

MAY 25

## SUNDAY TESTING

Sunday test dates immediately follow the Saturday test dates except for June 26, which is shifted later to avoid conflict with holidays.

## INTERNATIONAL TESTING

See [sat.org/international](https://sat.org/international) for details about when the SAT is available internationally.

Deadlines expire at 11:59 p.m. ET, U.S.