

**John Glenn School Corporation
2020 - 2021**

Recommended

Jun. 2 - Session I Summer School Begins, 8:00 - 12:00
Jun. 26 - Session I Summer School Ends

Jul. 7 - Session II Summer School Begins, 8:00 - 12:00
Jul. 29 - Session II Summer School Ends
Jul. 29 - Online Registration Opens
Jul. 30 - Student Registration -
12:30 to 7:00 P.M.

June-20						
Su	Mo	Tu	We	Th	Fr	Sa
	1	2	3	4	5	6
7	8	9	10	11	12	13
14	15	16	17	18	19	20
21	22	23	24	25	26	27
28	29	30				

December-20						
Su	Mo	Tu	We	Th	Fr	Sa
		1	2	3	4	5
6	7	8	9	10	11	12
13	14	15	16	17	18	19
20	21	22	23	24	25	26
27	28	29	30	31		

July-20						
Su	Mo	Tu	We	Th	Fr	Sa
			1	2	3	4
5	6	7	8	9	10	11
12	13	14	15	16	17	18
19	20	21	22	23	24	25
26	27	28	29	30	31	

Aug. 10 - Teacher Orientation
Aug. 11 - Classes Begin - Grades K - 12

Sep. 7 - Labor Day, No School
Sep. 28 - No School

Oct. 7 - 7 - 12 Parent/Teacher Conferences 3:15 - 7:15
Oct. 8 - 7 - 12 Parent/Teacher Conferences 3:15 - 7:15
Oct. 9 - End First Nine Week Grading Period
Oct. 12 - Begin Second Nine Week Grading Period
Oct. 13 - K - 6 Parent/Teacher Conferences 3:15 - 7:15
Oct. 14 - K - 6 Parent/Teacher Conferences 3:15 - 7:15

Oct. 16 - Fall Break Begins, No School
Oct. 19 - Fall Break, No School

Nov. 25 - Thanksgiving Break, No School
Nov. 26 - Thanksgiving Break, No School
Nov. 27 - Thanksgiving Break, No School

Dec. 18 - Classes Dismissed at Regular Time for Winter Vacation
End Second Nine Week Grading Period/First Semester

Jan. 4 - Classes Resume Following Winter Vacation
Begin Third Nine Week Grading Period/Second Sem.
Jan. 18 - Martin Luther King Day -No School (Snow Make-Up Day)

Feb. 12 - No School (Snow Make-Up Day)
Feb. 15 - Presidents' Day - No School (Snow Make-Up Day)

Mar. 12 - End Third Nine Week Grading Period
Mar. 15 - Begin Fourth Nine Week Grading Period
Mar. 19 - Dismiss for Spring Break - 3:00 p.m.
Mar. 22 - Spring Break Begins
Mar. 26 - Spring Break Ends
Mar. 29 - Classes Resume Following Spring Break

Apr. 2 - No School (Snow Make-Up Day)
Apr. 5 - No School (Snow Make-Up Day)

May 26 - End of Year - Last Student Day
End Fourth Nine Week Grading Period/
Second Semester

May 27 - Teacher Records Day (No Students)
May 30 - Commencement

January-21						
Su	Mo	Tu	We	Th	Fr	Sa
					1	2
3	4	5	6	7	8	9
10	11	12	13	14	15	16
17	18	19	20	21	22	23
24	25	26	27	28	29	30
31						

February-21						
Su	Mo	Tu	We	Th	Fr	Sa
	1	2	3	4	5	6
7	8	9	10	11	12	13
14	15	16	17	18	19	20
21	22	23	24	25	26	27
28						

March-21						
Su	Mo	Tu	We	Th	Fr	Sa
	1	2	3	4	5	6
7	8	9	10	11	12	13
14	15	16	17	18	19	20
21	22	23	24	25	26	27
28	29	30	31			

April-21						
Su	Mo	Tu	We	Th	Fr	Sa
				1	2	3
4	5	6	7	8	9	10
11	12	13	14	15	16	17
18	19	20	21	22	23	24
25	26	27	28	29	30	

May-21						
Su	Mo	Tu	We	Th	Fr	Sa
						1
2	3	4	5	6	7	8
9	10	11	12	13	14	15
16	17	18	19	20	21	22
23	24	25	26	27	28	29
30	31					

August-20						
Su	Mo	Tu	We	Th	Fr	Sa
						1
2	3	4	5	6	7	8
9	10	11	12	13	14	15
16	17	18	19	20	21	22
23	24	25	26	27	28	29
30	31					

September-20						
Su	Mo	Tu	We	Th	Fr	Sa
		1	2	3	4	5
6	7	8	9	10	11	12
13	14	15	16	17	18	19
20	21	22	23	24	25	26
27	28	29	30			

October-20						
Su	Mo	Tu	We	Th	Fr	Sa
				1	2	3
4	5	6	7	8	9	10
11	12	13	14	15	16	17
18	19	20	21	22	23	24
25	26	27	28	29	30	31

November-20						
Su	Mo	Tu	We	Th	Fr	Sa
1	2	3	4	5	6	7
8	9	10	11	12	13	14
15	16	17	18	19	20	21
22	23	24	25	26	27	28
29	30					

1st 9 Weeks = 42 2nd 9 Weeks = 45 1st Semester = 87 180 Student Days
3rd 9 Weeks = 47 4th 9 Weeks = 46 2nd Semester = 93 183 Teacher Days

Family Winter Wonderland Dance

When: Friday January 31st

Time: 6 to 8 pm in the main gym

North Liberty Elementary School PTO would like to invite you to our Family Winter Wonderland Dance for students Kdg thru 6th grade. This dance requires a guardian to be in attendance with the student.

Tickets are \$3.00 per person you may send in money with your RSVP or pay at the door the night of

A night of memories, music and dancing

Popcorn, punch, candy corsages, and boutonnieres

Photo Booth

All included with admission

RSVP by January 29th so we can have a head count of number attending.

Please Return to your Child's teacher with the number attending in your party

Adults_____

Boys_____ Girls_____

Grade Level_____

John Glenn Cheer Winter Youth Camp



The John Glenn Cheerleaders will be hosting their annual winter youth camp the week of January 27th-31st. This will be a two-day camp in which the girls will learn chants and a short routine to perform at the basketball game on Friday, January 31st, 2020.

***WHO:** Our camp is offered to all girls ages PK-8th grade

***WHEN & WHERE:** The camp will be held at Urey Middle School on Monday (January 27) and Wednesday (January 29) from 3:30-4:30 in the gym. (You should enter the school through the back entrance.)

***PERFORMANCE:** The girls will perform what they have learned from the camp at the basketball game on Friday, January 31st at John Glenn High School.

***COST:** The cost of the camp is \$20 per person. The girls will also be receiving a camp tee-shirt.

All permission slips and money should be turned into your school office no later than Tuesday, January 21st. If turned in after this date, your daughter will not be guaranteed a shirt.

Checks should be made payable to John Glenn Cheerleading

I, _____ (parent/guardian's name) hereby give my permission for (participant) _____ to attend the John Glenn Cheer Winter Youth Camp. I agree that neither John Glenn High School nor any member of the JGHS Coaching Staff shall be held responsible for any injury sustained by the above participant. I agree to assume all financial responsibility for any and all damages to teeth, eye glasses, contact lenses, bones, sprains, or other injuries. I also understand that my daughter is expected to behave and follow all rules, or she will be removed from the camp.

Parent/Guardian Phone Number: _____

Parent/Guardian Signature

Date

Participant Information

Grade: _____ Shirt Size: YS YM YL AS AM AL AXL



*Third Annual
Exceeding in Excellence*

Gala

SATURDAY, FEBRUARY 15, 2020
AT SWAN LAKE RESORT

Get your tickets now!

Please join us for an evening of dinner, dancing, slight of hand magician, and fun bidding at our silent auction!

Cocktail hour and bidding begins at 6:00 p.m.

Dinner is served at 7:00 p.m.

Tickets are available online at the JGEF website at
and at the John Glenn Administration Building
Will call is available.

Please call 574-586-3129

Tickets:

Individual: \$40

Couple: \$75

<https://www.jgedfoundation.org/events-1>

SHAMROCK GRAMS

To: _____

Grade: _____ Teacher: _____



NLES _____

WES _____

Urey _____

JGHS _____

From: _____ Message: _____

SHAMROCK GRAMS

To: _____

Grade: _____ Teacher: _____



NLES _____

WES _____

Urey _____

JGHS _____

From: _____ Message: _____

Spring Break Enrichment 2020

Dear parents,

Registration for the new Spring Break Enrichment is just beginning. Spring Enrichment will be held at North Liberty Elementary from March 23rd thru March 27th. Our program will be open from 6:00am until 6:00pm. The cost of the program will be \$20 a day. Payments are to be made in full by March 13th to guarantee a spot in the enrichment.

A field trip is in the works but not set yet more details will be given closer to Spring Break.

Please fill in the schedule of days your child will be attending. Lunch count and the activities need an accurate head count. We are looking forward to a fun filled week of activities and learning.

Sincerely
Charman Dreessen

Please fill out the bottom portion and return to the B&A staff ASAP

Childs name: _____
Age _____ Grade _____
Parents name: _____
Address: _____
Phone: _____
Cell Phone: _____
Work Phone: _____
Emergency Contact: _____
Emergency Phone: _____

ALL Allergies _____

Dentist: _____ Phone _____
Doctor _____ Phone _____

3-23	3-24	3-25	3-26	3-27


Home & School

Working Together for School Success

CONNECTION®

January 2020

North Liberty Elementary
Melanie Heiser, School Counselor



SHORT NOTES

Snow day plan

Make sure you have a plan in place for weather-related school closings and delays. You might ask a coworker to swap shifts or see if you could telework when school is canceled. If you can't get home in time for an early closing, find a relative or neighbor to pick up your child from school or meet him at the bus stop.

What's that sound?

Play this game to sharpen your youngster's listening skills. Have her close her eyes while you make a noise. Can she identify the jingle of the dog's leash or the "pop" of the toaster? Trade roles, and let her create a sound for you to figure out.

Support for grandfamilies


If you're raising a grandchild, ask the school counselor about "grandfamily" support groups. You'll meet other grandparents to swap advice and discuss the joys and challenges of parenting the second time around. Some may even offer grandparent-grandchild activities where your youngster can meet other kids with families like his.

Worth quoting

"If you see a friend without a smile, give him one of yours." Proverb

JUST FOR FUN

Q: Why do you do homework with a pencil?



A: Because a pencil can't do homework all by itself.

Goal setting: A recipe for success


Reaching a goal involves more than just hoping and dreaming. Here's how your child can practice setting, tracking, and achieving goals—skills that will serve her well now and in the future.

Be specific

What would your youngster like to accomplish? Maybe she wants to earn higher grades or become a better gymnast. Suggest that she narrow down the goal so it's more targeted. Her goal might be "I will turn in all of my assignments on time" or "I will move up one level in gymnastics this year."

Map it out

Breaking a goal into small steps makes it feel more manageable. Your child could draw a winding road on paper, add lines to divide it into segments, and write a step in each one. *Examples:* "Put my planner in my



backpack when school ends" or "Do my beam routine five times in a row without falling off." She can color each step as she completes it.

Check in

Support your child in sticking to her plan. Say she falls behind on a long-term project. Together, look at her planner and find slots of time where she can catch up. Or if she has to miss gymnastics class one day, offer ways to practice at home like using a strip of duct tape as a balance beam.♥

Parent helpers

School volunteer opportunities come in all shapes and sizes to fit anyone's schedule. Consider these ways you might help your youngster's school.

● **Contribute supplies.** Offer to save recyclables to use in the classroom. Ask the teacher what he needs—perhaps plastic bottle caps for math games or baby-food jars for snow globes. *Note:* If you have clothes your child has outgrown, find out whether the school nurse could use them.


● **Share a talent.** See if you can help with an after-school or evening activity. Love music? Maybe you could tune students' instruments before a concert. If you're a runner, you might help coach a running club. Or if you enjoy arts and crafts, volunteer to make scenery or sew costumes for a play.♥



Screen-free play

Studies show that kids who spend less time in front of screens tend to be healthier and earn higher test scores. Encourage your youngster to enjoy “unplugged” play with these ideas.

Nature time. Electronics don’t grow on trees—so going outside to play is one of the easiest ways to avoid screen time. You and your child can bundle up and go for a walk or throw a football around. You’ll both enjoy being outdoors and spending special time together.



A screen-free corner. Create a spot for your youngster to store his favorite non-electronic items like jigsaw puzzles, board games, and play dough. He could put them on shelves or in bins and hang up a sign that says “Screen-free zone.” He’ll have an inviting place to exercise his brain without technology.♥

ACTIVITY CORNER A dancing snake

Air currents make a paper “snake” wiggle and dance with this simple science experiment.

Materials: crayons, paper plate, scissors, yarn, lamp



Have your youngster use a crayon to draw a spiral on the paper plate. She can decorate the snake with patterns, then cut it out. Poke a small hole in the snake’s head, and tie on a piece of yarn.

Turn on the lamp, and let your child hold her snake by the yarn at least 1 foot above (not touching) the warm light-bulb. Her snake will dance and spin.

What’s going on? As warm air created by the lamp rises, cooler air moves in to replace it. This constant motion creates air currents that move the snake around.♥

Write organized reports

This three-step strategy will set your youngster up to write a clear, well-organized report.

1. Choose your topic

Say your child is supposed to write about an animal. The process will be more fun if she picks an animal she finds interesting—and her enthusiasm is likely to come through in her writing.



2. Brainstorm questions

What does your youngster want to know about her topic? If she chose penguins, she might decide to research what they eat or how many eggs they lay at a time. She could write each question on a separate index card.

3. Collect facts

Your child can read about penguins in library books and online. As she researches, she should fill each card with facts. She might write information about a penguin’s diet on one card and offspring on another. *Tip:* She can use each card to write one paragraph in her report.♥

Q & A Keep an eye out for bullying


Q: My son has been coming home from school with bruises. He keeps saying he fell at recess, but I worry he’s being bullied. What should I do?

A: Start by talking to his teacher. Tell her what you’ve noticed, and ask if she’s aware of any recess accidents. If she isn’t, let her know you’re concerned about bullying, and ask her to keep an eye out.

Then, ask your son if he has ever felt unsafe in school or if he has seen anyone being hurt or being teased repeatedly.

Also, explain that he should always get adult help right away if anyone is hurting him or someone else. After all, bullying isn’t a problem he’s expected to handle alone, and it can get worse if adults don’t step in.

Once you get the ball rolling, he might open up. If he admits to being bullied, meet with the teacher to make a plan for putting an end to it. And if he doesn’t, the teacher will be aware of the situation and can alert you if she observes bullying.♥



OUR PURPOSE

To provide busy parents with practical ideas that promote school success, parent involvement, and more effective parenting.

Resources for Educators, a division of CCH Incorporated
 128 N. Royal Avenue • Front Royal, VA 22630
 800-394-5052 • rfeustomer@wolterskluwer.com
 www.rfeonline.com
 ISSN 1540-5621

Home & School

CONNECTION®

Working Together for School Success

February 2020

North Liberty Elementary
Melanie Heiser, School Counselor



SHORT NOTES

Measure up

Who can make the longest “inchworm”? Your child will practice measuring with this game. Take turns rolling a die. Using a ruler, measure a “worm” out of clay to match the number rolled (roll a 2, make a worm 2 inches long). Add to the worm on every turn. The player with the longest worm after five rolls wins.

Make time for family meals

Research shows that family meals can improve your youngster’s well-being and help him do better in school. Look over your schedules each Sunday to find times when everyone can eat together. If one parent is working late on Wednesday and can’t make dinner, for instance, plan to meet for a nice breakfast instead.

DID YOU KNOW?

Asthma is a leading cause of school absences. If your child has asthma (or another chronic medical condition), talk to her doctor and the school nurse about ways to ensure good attendance—and good health. Examples might include avoiding triggers like dust and mold and taking medication as directed.


Worth quoting

“The most wasted of all days is one without laughter.” *e. e. cummings*

JUST FOR FUN

Q: How many letters are in the alphabet?

A: Eleven (t-h-e a-l-p-h-a-b-e-t).



We respect each other


Being respectful is more than just using good manners—it means treating people the way you want to be treated. Keep these ideas in mind to help your whole family focus on respect.

Use peaceful tones

It’s a fact that shouting often leads to more shouting. Ask your child to speak in a normal tone to show respect for the person he’s talking to—and for everyone around him. If he starts yelling, speak to him in a whisper. He’ll likely lower his voice to match your volume. Or if he shouts from another room, wait until he comes to you so he learns that you don’t respond to yelling.

Avoid making assumptions

Your youngster can respect others’ feelings by giving them the benefit of the doubt. For example, encourage him to rephrase an accusation like “Who took my water bottle?” Instead he could ask, “Has anyone seen my water bottle?”



That’s more respectful because it won’t make anyone feel accused or defensive.

Accept different opinions

With your child, role-play ways to respect opinions that are different from his own. He might start a sentence with “That’s one way to look at it, but I think...” or “A lot of people would agree with you. In my opinion...” If a conversation is getting heated, he could simply say, “Let’s agree to disagree and talk about something else.”♥

My studying tool kit

Developing strong study skills now will help your youngster throughout elementary school and the rest of her school career. Suggest that she add these tools to her studying tool kit.


- **Color:** Let your child use highlighters to color-code her notes for easy reference. Perhaps she’ll highlight dates in yellow, people’s names in pink, and vocabulary terms in blue.
- **Recordings:** Encourage your youngster to record herself asking questions about the material. She can hit “play” to hear the questions and “pause” to give each answer.
- **Sticky notes:** Your child could write a one-sentence summary of each textbook section on a sticky note, then use the notes to bookmark the section.♥



Here's how I use math!

Give your child real-world reasons to use math—she'll see connections between what she's learning in school and what she enjoys in everyday life.

Do a craft. Maybe your youngster would enjoy knitting or making friendship bracelets. In each case, she'll count and work with patterns. Or she could explore shapes and symmetry with



tissue-paper mosaics or origami. Let her tell you about the math in her project.

Examples: "The pattern for this hat is knit 2, purl 2, knit 2, purl 2." "My mosaic has hexagons, right triangles, and trapezoids."

Plan an outing. Whether you're running errands or going to the zoo, your child can use math to plan your schedule. Say you have three hours for a zoo trip. Your youngster wants to see the parrots, and her brother wants to visit the meerkats. Ask her to calculate how

long it will take to drive to and from the zoo, then figure out how long you can spend at each exhibit. Remind her to allow time for walking from one area to the next.♥

ACTIVITY CORNER



A vivid vocabulary

"Draw a magenta bird with a plethora of polka dots and a quirky tail playing a harmonica." Would your youngster know what to draw if you gave him those instructions? Try this fun art project to help him learn new words.

1. Together, flip through a book or magazine and pick out words that you each think look interesting.
2. Write the words on separate slips of paper, and mix up the slips in a bowl.
3. Take turns pulling three words from the bowl and using them to describe something for the other person to draw. *Note:* Check a dictionary if you don't know what a word means.
4. Let your child describe his finished picture to you—he'll practice using the new words.♥



PARENT TO PARENT


Good classroom behavior

Yesterday I received an email from my son Simon's teacher saying she had to move his seat because he talks too much in class. I replied to ask whether there should be a consequence at home, too.

Mrs. Roberts said she emailed me because she wanted Simon to know that she and I work together to help him succeed. She wasn't asking me to punish him, but she suggested that I might speak to him.

Simon complained that his friends start the conversations. I pointed out that he didn't have to respond, and I asked him what he could do next time. He said he will keep his eyes on the teacher or his work and talk to his friends at recess.

I'm glad his teacher told me what was happening. Now she and I will stay in touch to help Simon behave better in the future.♥



Q & A Your child's IEP review

Q: I have a meeting next month to review my daughter's Individualized Educational Program (IEP). Any tips on how to get ready for it?

A: The first step is knowing what's in your child's IEP. Ask for a copy if you don't have one. There's a lot of information in there, so before the meeting, try to read over her goals and her accommodations (tools and strategies to help her). Jot down

questions about anything you don't understand, and ask for explanations during the meeting.

Also, write down what you want to tell the IEP team about your daughter. Perhaps she struggles with certain subjects at homework time or sometimes has meltdowns.

Finally, plan to take notes during the meeting. That way, you can refer back to what you wrote and follow up with your child's teachers.♥



OUR PURPOSE

To provide busy parents with practical ideas that promote school success, parent involvement, and more effective parenting.

Resources for Educators, a division of CCH Incorporated
 128 N. Royal Avenue • Front Royal, VA 22630
 800-394-5052 • rfeustomer@wolterskluwer.com
 www.rfeonline.com
 ISSN 1540-5621



JANUARY | 2020

John Glenn School Corporation

MONDAY

TUESDAY

WEDNESDAY

THURSDAY

FRIDAY

30 No School	31 No School	1 No School	2 No School	3 No School
6 Egg & Bacon Pizza Fruit Fruit Juice	7 Yogurt Assorted Muffins Fruit Fruit Juice	8 Scrambled Eggs w/w Toast Fruit Fruit Juice	9 Pancake Wrap Fruit Fruit Juice	10 Apple or Cherry Frudel Fruit Fruit Juice
13 Apple Cinn Tx Toast Fruit Fruit Juice	14 Cheese Omelet w/w Toast Fruit Fruit Juice	15 Assorted Cereal Goldfish Crackers Fruit Fruit Juice	16 French Tst Sticks Syrup Fruit Fruit Juice	17 Dutch Waffle String cheese Fruit Fruit Juice
20 No School (Snow Make Up Day)	21 Banana/Blueberry Bread Fruit Fruit Juice	22 Breakfast Burrito Fruit Fruit Juice	23 Egg/Cheese Muffin Fruit Fruit Juice	24 Yeast Donut Colby Jack Cheese Stick Fruit Fruit Juice
27 Assorted Cereal Bars Fruit Fruit Juice	28 Mini Pancakes Syrup Fruit Fruit Juice	29 Chicken & Biscuit Fruit Fruit Juice	30 Cinn Blueberry Stick Fruit Fruit Juice	31 Mini Choc or Powdered Donut String Cheese Fruit Fruit Juice

News

Welcome Back

Reduced Brk: \$.30
Full Pay Brk: \$1.30

Milk is included with all meals

Assorted cereal choices are also available daily

Each student needs to take at least 3 options with one being a fruit.

Menus are subject to change



JANUARY | 2020

North Liberty Elementary School

MONDAY

TUESDAY

WEDNESDAY

THURSDAY

FRIDAY

30 No School	31 No School	1 No School	2 No School	3 No School
6 Crispy Breaded Pork Sand Sweet Potato Fries Creamy Cole Slaw Sweet Peas Baked Cinnamon Apples	7 Soft Taco/ toppings Refried Beans Spanish rice Golden Corn Diced Pears	8 Chicken Tenders w/w Bread/butter Garden Bar Oven Fries Diced Peaches	9 Cheese Stuffed Bread St Cup of Tomato Soup Lettuce Salad Green Beans Fresh Apple slices	10 Chicken Patty/bun Steamed Broccoli Sun Chips Baked Beans Pineapple Tidbits
13 Tangerine Chicken/rice Sweet Peas Roasted Baby Carrots Mandarin Oranges Pineapple Tidbits	14 Brunch for Lunch Cheese Omelet Biscuit Stick (2) Sausage Gravy Cup Hash Brown Fresh Veggies Blueberries	15 Chicken Nuggets Dinner Roll Mashed Potatoes/gravy Steamed Broccoli Diced Peaches	16 Pepperoni Calzone Garden Bar Golden Corn Red Grapes	17 Cup of Chili Rich's Cheese Crunchers Lettuce Salad Green Beans Mixed Fruit
20 No School (Snow make up day)	21 Walking Dorito Taco Refried Beans Golden Corn Baby Carrots Diced Pears	22 Cheese Pizza Garden Bar Mixed Veggies Diced peaches	23 Pasta and Meat Sauce Garlic Bread Garden Bar Steamed Broccoli Mixed Fruit	24 Pulled Pork Sandwich Creamy Cole Slaw Falcon Fries Sweet Peas Pineapple Tidbits
27 Chicken Drumstick Mashed Potatoes/gravy Green Beans Mandarin Oranges Blueberry Muffin	28 Hamburger/bar Oven Fries California Blend Veg Applesauce	29 Hot Dog/bun Baked Beans Snack bag Frito Corn Chips Fresh Veggies/dip Strawberries	30 Cheese or Pepperoni Pizza Lettuce Salad Corn Orange Wedges	31 Honey BBQ Rib/bun Carrot Coins Creamy Cole Slaw Sweet Peas Diced Pears

News

Welcome Back

Reduced Lunch \$.40
Full Pay Lunch: \$ 2.10

Milk is included with all meals.

Each student needs to take at least 3 options with one of them being a fruit or vegetable. Students are encouraged to take all five options

Parents you can make lunch payments and check your students account at: [Myschoolbucks.com](https://myschoolbucks.com)

This institute is an equal opportunity provider

Menu is subject to change